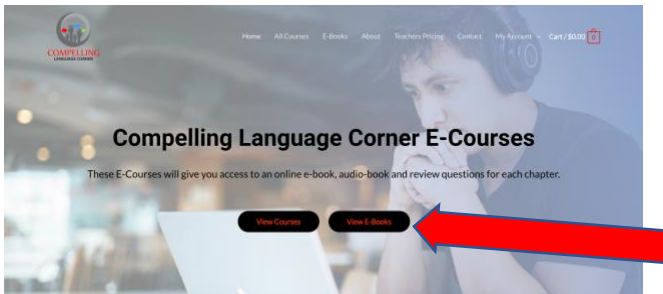
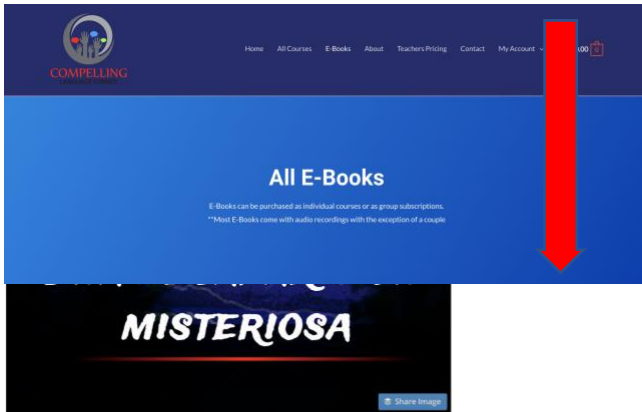


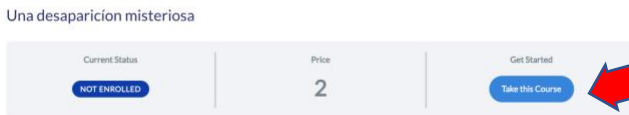
# How to Purchase E-books/E-courses as Individual or Group Subscriptions



1. From home page, click on "View E-courses" or "View E-books."

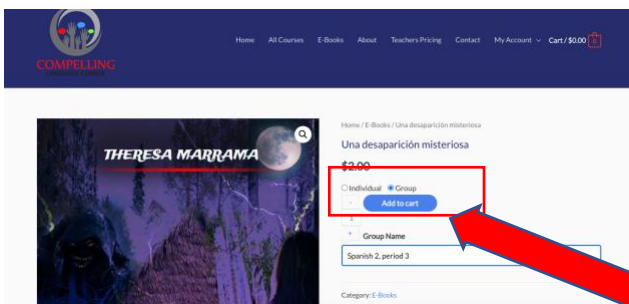


2. Scroll down to choose book or course you'd like to purchase. Click "See more."



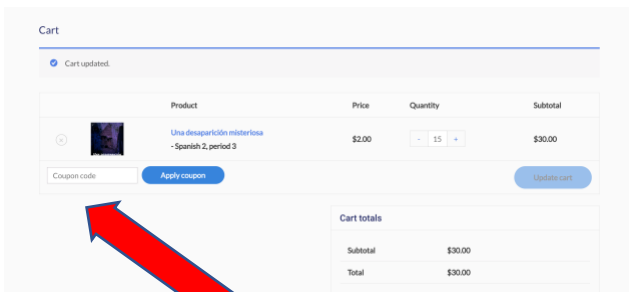
3. Click "Take this course."

It has been a week since Ana's best friend Daniela disappeared. Since that day, Ana's world has turned upside down, and her life has begun to spiral out of control. Will Ana see her best friend again? Did Ana pay enough attention to the details leading up to her friend's disappearance? Will an old Peruvian legend come to life? Will she discover a far greater mystery that has haunted the children of Peru for years?



4. Determine number of subscriptions you wish to purchase and click "individual" or "group." Signing up as a group will allow you to register your students and label the group in your account.

5. Click add to cart.



6. Add coupon if you have one.

Apartment, suite, unit, etc. (optional)

Town/City\*

State\*

New York

ZIP\*

Phone\*

Email address\*

Account username\*

Create account password\*

Password



6. ON the payment page you will be prompted for your billing information as well as a username and password for the site.

7. Then sign in with your new account.

8. Checkout per usual.

9. Go to top of page to find "Group Leader Dashboard"

COMPPELLING LANGUAGE CORNER

Home All Courses E-books About Teachers Pricing Contact My Account **Group Leader Dashboard** Cart / \$30.00

Checkout

Have a coupon? Click here to enter your code

Billing details

First name\* Theresa  
Last name\* Marrama  
Company name (optional)  
Country / Region\* United States (US)  
Street address\*

Your order

Product	Subtotal
Libro et Audio - French 1 - Period 2 x 15	\$30.00
<b>Subtotal</b>	<b>\$30.00</b>
<b>Total</b>	<b>\$30.00</b>

Cash on delivery

Group Registration

Group Spanish 2 Users Registrati

Associated Courses

- La Ofrenda de Sofia

**Enrolled Users** Report

Bulk Remove

Show 10 Users Search

Name	Email	Action
Student B	Studentb@mar.com	Re-Invite Remove

10. ON the next page you will be prompted to enroll your students. Enter their names and email addresses. Once you've added them, you will be prompted to invite them to participate in the e-course or access the e-book.